

SHARED READING HANDOUTS

Sharing a Book

Reading with your child starts a reading habit that hopefully will stay with them all their lives.



- Try to set aside a special quiet time without the TV on.
- Choose a book that you both like.
- Make sure you are both comfortable and close.
- Don't turn it into a reading lesson.
- Try to find words or phrases that keep cropping up.
- Talk about rhymes if they are part of the story.
- Encourage your child to join in lines which are repeated.
- Give your child plenty of time to look at the pictures and talk about them.
- If your child is not interested, put away the book.

Highland Council Psychological Service



Works for Positive Change



Busy Children

Some open questions:

What do you think these children are making?

Why do you think they are wearing aprons?

What do you think the lady is doing?

What will the children do next?

Highland Council Psychological Service





Bouncy Castle

Some open questions:

What do you think is happening here?

Why do you think people are looking in the bouncy castle?

How do you think the people are feeling?

Highland Council Psychological Service



Works for Positive Change



A Party

Some open questions:

Why are the children lining up?

What will happen next?

Why do you think they have a table there?

What is the lady doing?

Highland Council Psychological Service





A Goat

Some open questions:

Why do you think the goat has his neck stretched through the fence?

Can you think of any way this might be dangerous?

How do you think the girl is feeling?

Highland Council Psychological Service



Works for Positive Change

Vocabulary Building

Talking about pictures in books gives your child the opportunity to learn more about the world around him and learn new words

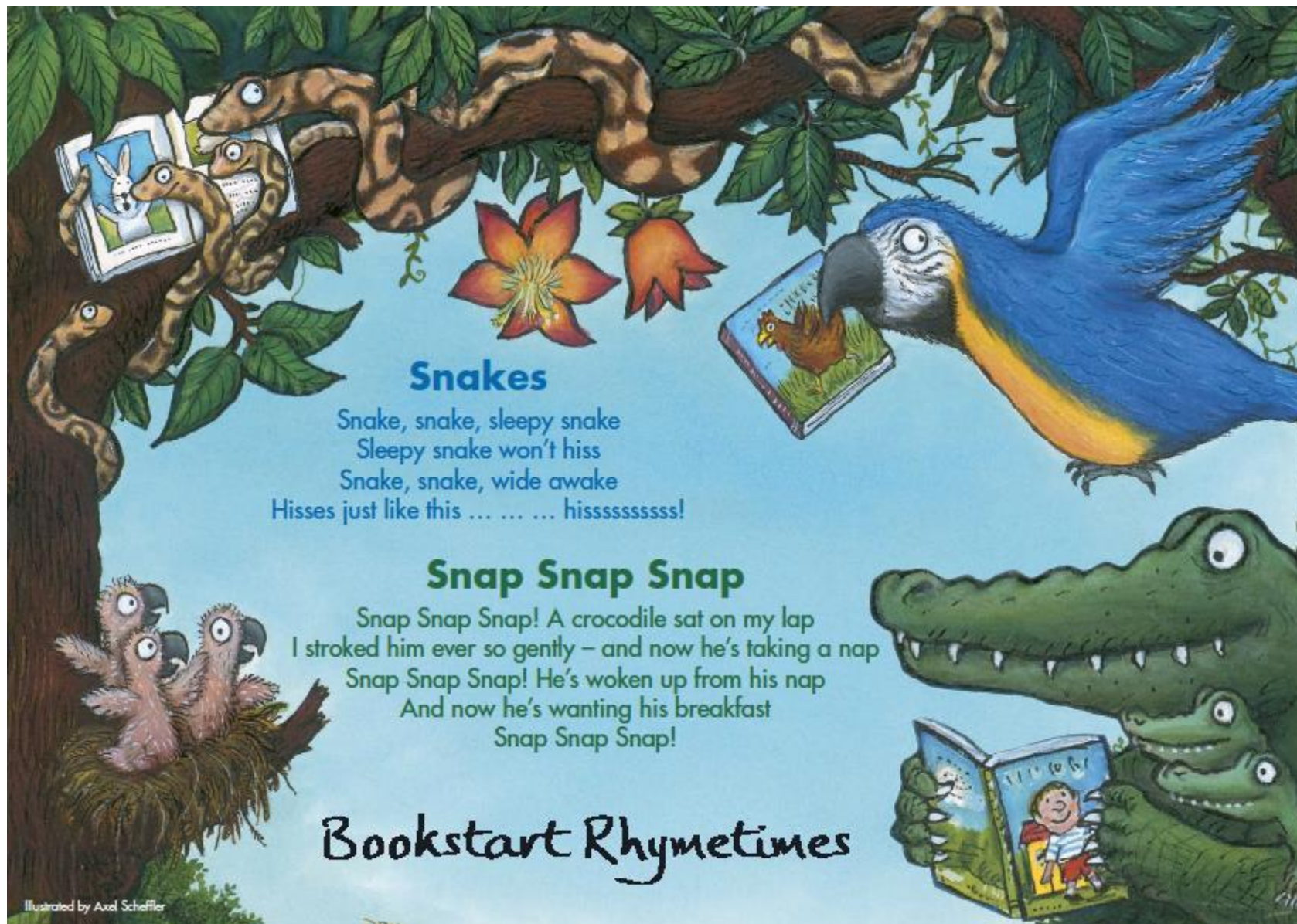


- Help your child to find and name objects in the pictures.
- Help your child to describe the object.
- Talk about what is happening in the picture.
- Talk about any new words in the story.
- Leave space for your child to ask questions.
- Ask open questions like 'What do you think will happen next?'
- Encourage your child to use his/her imagination.

Highland Council Psychological Service



Works for Positive Change



Snakes

Snake, snake, sleepy snake
Sleepy snake won't hiss
Snake, snake, wide awake
Hisses just like this hisssssssss!

Snap Snap Snap

Snap Snap Snap! A crocodile sat on my lap
I stroked him ever so gently – and now he's taking a nap
Snap Snap Snap! He's woken up from his nap
And now he's wanting his breakfast
Snap Snap Snap!


Bookstart Rhymetimes

Bookstart Rhymetimes

Twinkle twinkle little star
How I wonder what you are
Up above the world so high
Like a diamond in the sky
Twinkle twinkle little star
How I wonder what you are



Teddy plays on the swing
Teddy plays on the slide
Teddy plays on the swing
Teddy plays on the slide



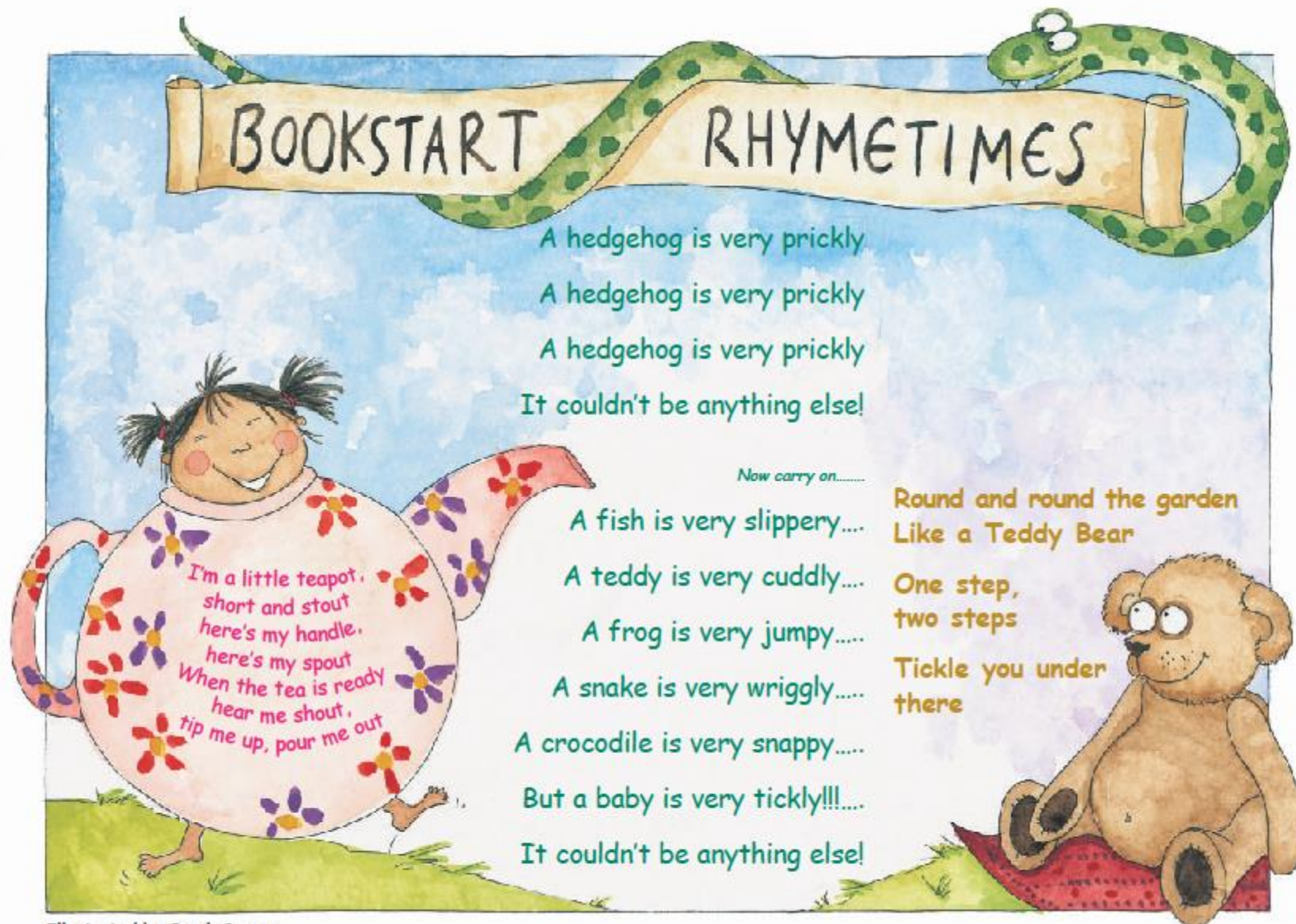
And he goes
Tick - tock
Forwards and back
Round and round he goes
Tick - tock
Forwards and back
Round and round he goes

Repeat chorus
And he goes ...



Hey diddle diddle, the cat and the fiddle
The cow jumped over the moon
The little dog laughed to see such fun
And the dish ran away with the spoon!





Illustrated by Sarah Garson

Bookstart Rhymetimes

illustrated by Jago

Oh the Grand old Duke of York
He had ten thousand men
He marched them up to the top of the hill
And he marched them down again

And when they were up they were up
And when they were down they were down
And when they were only halfway up
They were neither up nor down.



Jelly on a plate
Jelly on a plate
Wibble wobble
Wibble wobble
Jelly on a plate.

There's a worm at the bottom of the garden
And his name is Wiggly Woo
There's a worm at the bottom of the garden
And all that he can do
Is wiggle all night
And wiggle all day
Whatever else the people do say
There's a worm at the bottom of the garden
And his name is Wiggly Woo!



Rhyme

Being aware of and hearing rhyme is important for children to be able to hear sounds in words, and break them down further for reading.



- Read nursery rhymes and poetry together regularly.
- Ask your child to give you a word and you say a word that rhymes with it. You do not need to use real words - made up ones will do as long as they have the same end sound.
- Make up silly rhymes when you are doing everyday activities, walking to nursery etc.
- Say a word and ask your child to find a word that rhymes.
- Gather familiar objects and toys together - pick one and both try to think of a word that rhymes with it. Again they can be nonsense words if you cannot think of a real one.

Highland Council Psychological Service



Works for Positive Change

Rhythm


A good sense of rhythm helps to boost reading.

Here are some games and activities to help your child to develop a sense of rhythm.



- Recite nursery rhymes using a rhythmical beat, sing songs, dance to music, clapping in time.
- Beat a drum or pot with a wooden spoon, and march to the beat of the drum.
- Tap a simple pattern for your child to copy. Then ask him to tap a pattern for you to copy.
- Gather familiar objects and toys together - pick one and clap out the number of syllables in the name. You and your child take turns to do this.
- Put out 2 or 3 objects with 1, 2 and 3 syllables in their names. Clap one, and ask your child to guess which object you are clapping.


Highland Council Psychological Service



Works for Positive Change

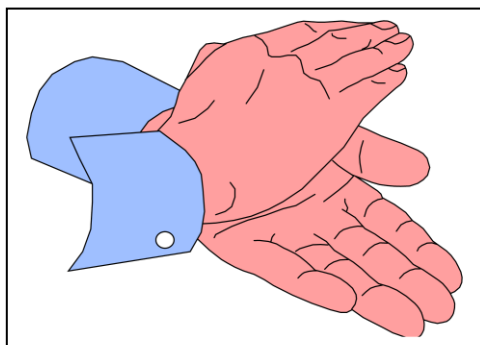
Out and About

Do you ever see traffic lights like this when you are out and about?




When I say traffic lights and clap at the same time, I clap three claps.

Tra ffic lights
Clap 1 clap 2 clap 3



Next time you are down the street, look for other things.
Clap their names out.


How many claps do you need for each word?



Rhythm time 1

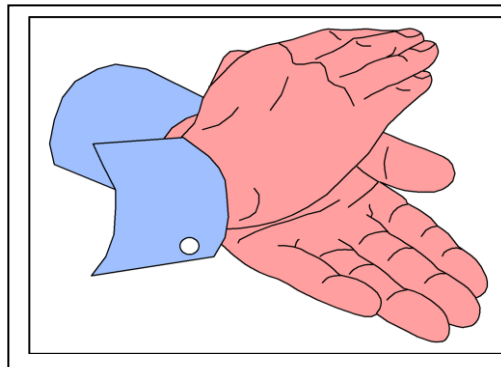
Things that Grow Outside

This flower is called a rose.



Isn't it beautiful?

Can you clap the word flower?




Flow er
Clap 1 clap 2

Can think of anything else that grows outside?

Trees bushes grass weeds

How many claps did you need for each word?




Rhythm time 2

Animal Noises

Hello. I am a donkey.

When I speak, I say 'ee-or'.

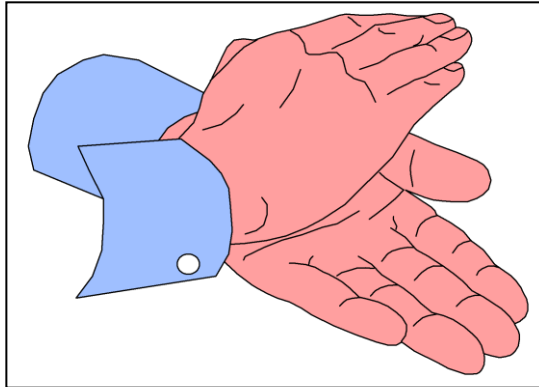


Say the word 'ee-or' and clap out its rhythm. Did you clap two times?

'ee - or'

clap 1

clap 2



Can you think of sounds other animals make?

Clap while you say their sounds.

Which sounds need one clap?

Which sounds need two claps?



Have you found any animal sounds that need three claps?



time 3

Fruit Salad

My favourite fruit is oranges.

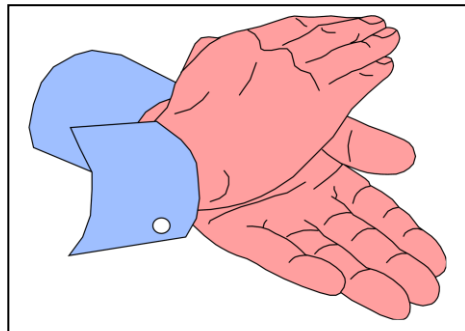


Say the word oranges and clap out its rhythm.

How many claps did you need?

Or ange es

Clap 1 clap 2 clap 3



Can you say the names of other fruits?

How many claps do they need?

Do any fruits just need one clap?


Do any fruits need more than three claps?



Rhythm time 4

Around the House

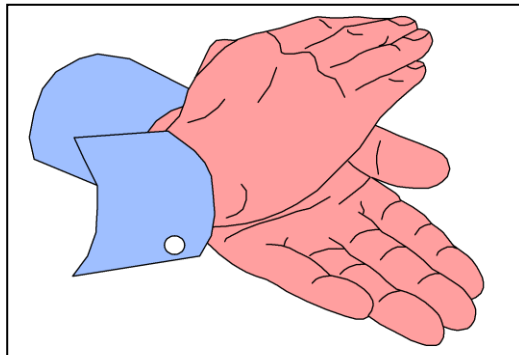
Sometimes I like to watch the television.



Can you say the word television and clap out its rhythm?

Tel e vis ion

Clap 1 clap 2 clap 3 clap 4



Look around the house. What other things can you see?

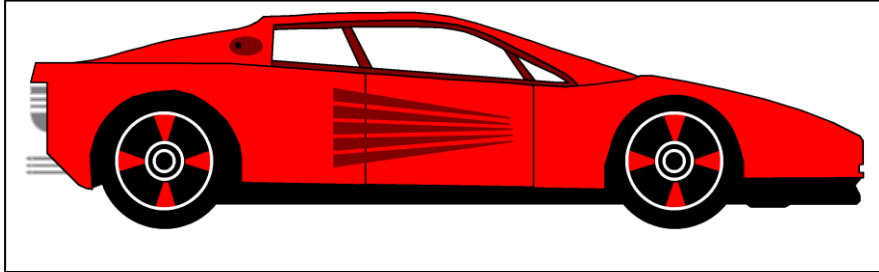
Clap out their names.

How many claps did you need for each thing?



On the Road

This is a racing car.



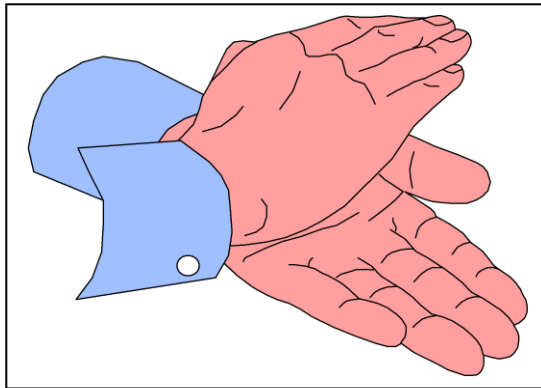
Can you the word racing car and clap out its rhythm?

Rac ing car.

Clap 1

clap 2

clap 3



What other vehicles do you see on the road?

Caravans lorries cars bicycle van

Clap while you say their names.


How many claps did you need for each word?



Rhythm time 6

Toy Cupboard

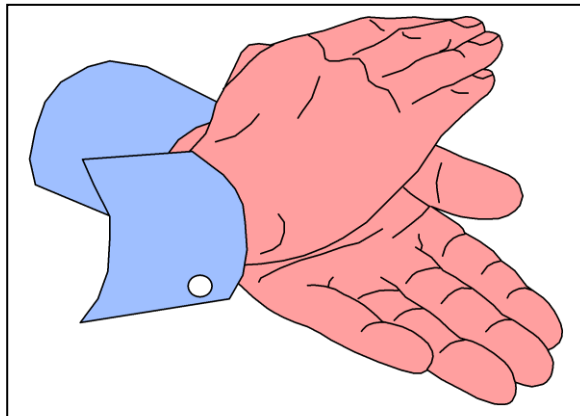
My favourite game is dominoes.



Can you say the word dominoes and clap out its rhythm?

Dom in oes

Clap 1 clap 2 clap 3



What toys do you play with?

Clap their names out.

How many claps do you need for each word?



Rhythm time 7

Poor Pussy

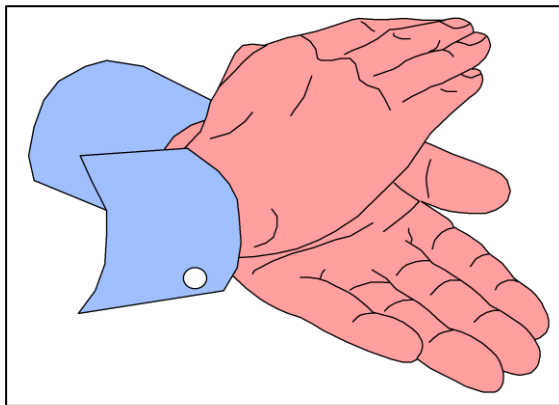
What do you think is wrong with this cat?



Can you say poor pussy and clap out its rhythm?

Poor pu ssy

Clap 1 clap 2 clap 3



Look at the picture again. What else can you say about the cat? Say it and clap out its rhythm.



Rhythm time 8

Bath Time

Do you like having a bath like this puppy?



Can you say 'bath time for pu.....pies' and clap
out its rhythm?

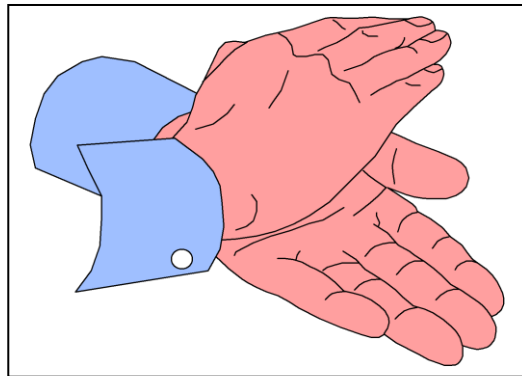
Clap 1

clap 2

clap 3

clap 4

clap 5




When you are in the bath, think of something to say like
'bubbles in the bath' and clap out its rhythm.



Rhythm time 9

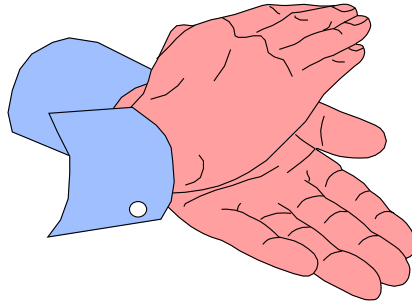
Animal Sounds

Hello! I'm a tortoise.



When you say my name and clap at the same time, you clap twice.

Tor toise
Clap 1 clap 2




What is your favorite animal?
Say its name and clap at the same time.
How many claps did you do?

Which animals only needed one clap?



Initial Sounds Games

I spy with my little eye something beginning
with **a**



How many things can you find in the picture
and in your house that begin with

a

Initial Sounds Games

I spy with my little eye, something beginning

with **b**



How many things can you find in the picture
and in your house that begin with

b

Highland Council Psychological Service




Works for Positive Change

Initial Sounds Games

I spy with my little eye, something beginning

with **C**




How many things can you find in the picture or in your home that begin with

C

Initial Sounds Games

I spy with my little eye, something beginning with

d



How many things can you
find in the picture or at home that begin with

d

Highland Council Psychological Service




Works for Positive Change

Initial Sounds Games

I spy with my little eye something beginning

with **e**



How many things can you find in the picture and
at home that begin with

e

Highland Council Psychological Service



Works for Positive Change

Initial Sounds Games

I spy with my little eye, something beginning


with **f**



How many words can you find in the picture
and in your house that start with

f

Highland Council Psychological Service



Works for Positive Change

Initial Sounds Games

I spy with my little eye something beginning

with **g**



How many words can you find in the picture or at home that begin with

g

Initial Sounds Games

I spy with my little eye something beginning

with **h**



How many words can you find in the picture and
in your home that begin with

h

Highland Council Psychological Service



Works for Positive Change

Initial Sounds Games

I spy with my little eye something beginning

with **C**



How many things can you find in the picture or
in your home that begin with

C

Highland Council Psychological Service




Works for Positive Change

Initial Sounds Games

I spy with my little eye something beginning

with **b**

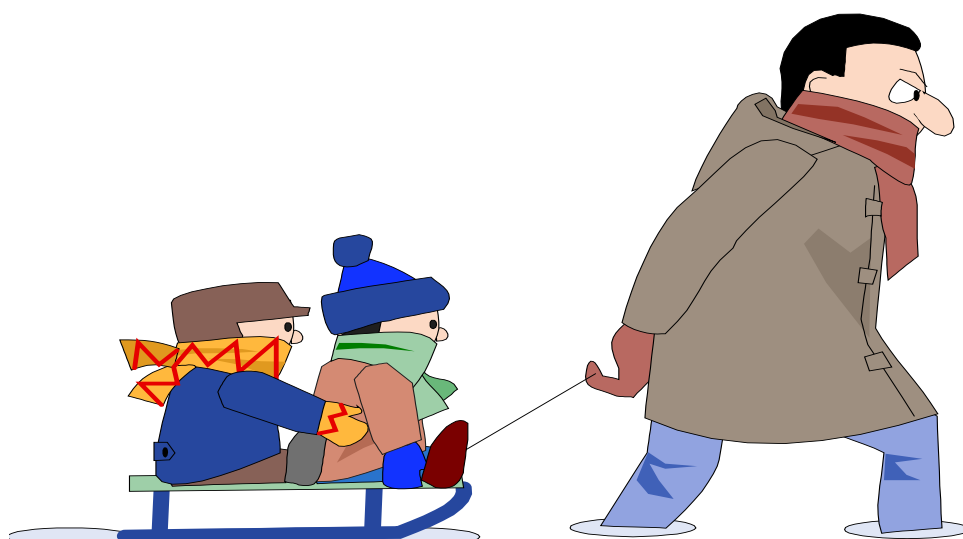


How many things can you find in the picture and
your home beginning with

b

Initial Sounds Games

I spy with my little eye something beginning
with **S**



How many words can you find in the picture
and at home beginning with
S

Highland Council Psychological Service



Works for Positive Change

Initial Sounds Games

I spy with my little eye something

beginning with **sh**



How many words can you find in the picture
and at home that begin with

sh

Highland Council Psychological Service



Works for Positive Change

Initial Sounds Games

I spy with my little eye something beginning

with **h**



How many words can you find in the picture
and at home that begin with

h

Highland Council Psychological Service




Works for Positive Change

Initial Sounds Games

I spy with my little eye, something beginning

with **f**



How many things can you find in the picture
and at home that begin with

f

Highland Council Psychological Service



Works for Positive Change

Initial Sounds Games

I spy with my little eye, something beginning

with **m**



How many things can you find in the picture
and at home that begin with

m

Highland Council Psychological Service



Works for Positive Change

Initial Sounds Games

I spy with my little eye, something beginning

with **W**



How many things can you find in the picture
and your house that start with

W

Highland Council Psychological Service




Works for Positive Change

Initial Sounds Games

I spy with my little eye, something beginning

with **p**



How many things can you find in the picture
and your house that start with

p

Highland Council Psychological Service



Works for Positive Change

Initial Sounds Games

The School Cat

The school cat is an **apple-shaped** cat.




Can you think of any other words beginning
with **A** to describe the school's cat?

Initial Sounds Games

The School Cat

The school cat is a beautiful cat.



Can you think of any other words starting
with **b** to describe the school cat?

Initial Sounds Games

The School Cat

The school cat is a **crying** cat.



Can you think of any other words starting
with **C** to describe the school cat?

Highland Council Psychological Service




Works for Positive Change

Initial Sounds Games

The School Cat

The school cat is a **daring** cat.



Can you think of any other words starting
with **d** to describe the school cat?

Highland Council Psychological Service



Works for Positive Change

Initial Sounds Games

The School Cat

The school cat is an enormous cat.



Can you think of any other words starting
with **e** to describe the school cat?

Initial Sounds Games

The School Cat

The school cat is a **fierce** cat.



Can you think of some other words starting with **f** to describe the school cat?

Highland Council Psychological Service




Works for Positive Change

Initial Sounds Games

The School Cat

The school cat is a **gorgeous** cat.



Can you think of any other words starting
with **g** to describe the school cat?

Initial Sounds Games

The School Cat

The school cat is a musical cat.



Can you think of any other words starting
with **m** to describe the school cat?

Highland Council Psychological Service



Works for Positive Change

ENVIRONMENTAL PRINT

Definition: Environmental Print is the print of everyday life. The symbols, signs, numbers, and colours found in the world around us e.g. Asda, Stop, Coke, etc. They offer excellent opportunities for young children to begin to learn to read.



Resources for environmental print are: Books, posters, calendars, catalogues, comics, containers, coupons, flyers, greeting cards, supermarkets, labels, magazines, menus, newspapers, packaging, recipes, road signs, snack bags, telephone books and websites.



The reasons to use environmental print: It is everywhere, and because of that it is a natural starting point to teach young children to read. They "read" it within the context of their everyday experiences - their interests and backgrounds. It begins to show them that written words have meaning for them and that they can read these marks that make words. It is readily available, and free.



Long Term Goal: To move children in a comfortable way from relying on the contextual clues in environmental print to the more complex print in books.

Below are some environmental print (EP) activities.

- Point out relevant signs on your way to and from nursery or when you are going round the shops. You could take photos of your child's favourite signs.
- Match identical EP: Use two identical signs for matching (like matching cereal or washing powder logos). Put them in a basket and have the children find matching signs.
- Make books of cereal covers, street signs, and shop signs etc.
- Make an "I Can Read" chart: Have the children glue on the chart the signs/words they can read.

MAIN POINTS TO REMEMBER ABOUT SHARED READING

- Shared reading is not just reading to your child (although that is important too). Your child is more involved and active than just listening.
- Have books, newspapers and magazines around the house, and let your child see that you enjoy reading. Go to the library regularly with him.



- Get the setting right when sharing a book - cosy; both see the book; no distractions; be enthusiastic; read with real expression in your voice - different voices for each character.
- Give lots of praise - make it specific, eg "Well done, you found the tiger." "You turned just one page - very good."
- Have lots of different types of books, and let your child choose.
- With longer stories or rhyming books, think of doing a 'bookwalk' before reading the story.
- Try to build your child's vocabulary - use different and interesting words when talking about pictures; describe the detail in pictures (unless they just want to get on with the story!)
- Ask your child questions about the pictures and the story - especially Open questions, eg How.....? What for.....? What next.....? Why.....?
- Point to where the story starts and follow the print with your finger occasionally, so that they begin to look at the actual words and see how we read from left to right.
- Do rhyming songs, stories and games - let them finish the rhyme; get them to find words that rhyme with their name or any objects - they don't have to be real words, just sound the same at the end!
- Read stories and poems with rhythm, eg Hairy Maclary from Donaldson's Dairy; limericks etc. Help them to hear the groups of sounds (syllables) in words by practising clapping games, eg How many claps in "domino"?
- Help them to identify individual sounds in words by starting with initial sounds - eg play I Spy or the School Cat is an a...?... (eg angry) cat etc.
- Make use of print in the environment - give them written words to find when you go to the shops, eg Tesco, Cheerios, Milk, Stop, Push - words you know they see a lot.



Above all, make stories and reading FUN.

CERTIFICATE



Awarded to:

Following Attendance at a Shared Reading Course

Date: